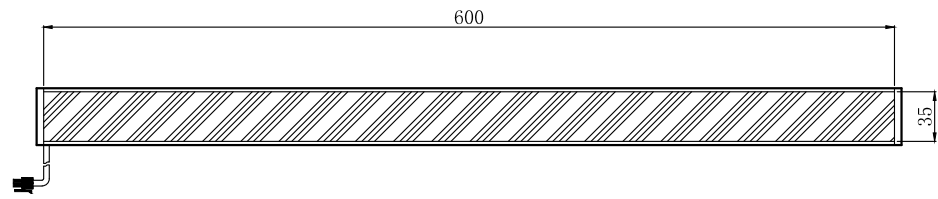


1 2 3 4 5 6 7

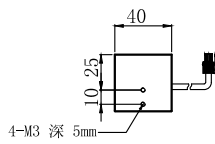
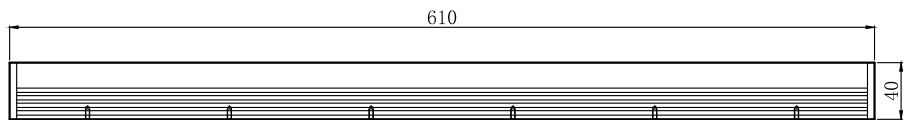
D

D



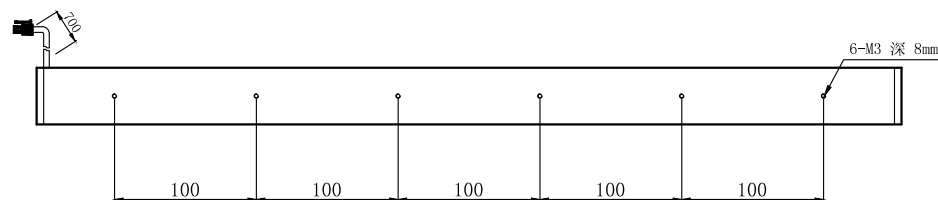
C

C



B

B



A

A

SPECIFICATIONS PARAMETER	
OPERATING VOLTAGE	DC24-26V
RATED CURRENT	R+B 480+1620mA
RATED POWER	R+B 11.5+38.9W
PEAK CURRENT	R+B 860+2920mA
PEAK POWER	IR+B 20.6+70W
WAVELENGTH OF LIGHT	R 620-625nm
	B 465-470nm



PART NAME	HL-L40-600-2R+6B		DATE	2013-12-27
UNIT: mm	TITLE	DRAWING LAYOUT	DWN. BY	
			CHKD. BY	
			APPD. BY	
			DWG. NO	

1 2 3 4 5 6 7