

1

2

3

4

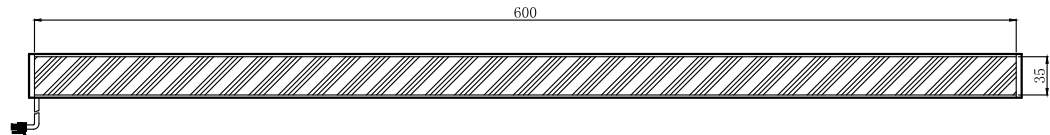
5

6

7

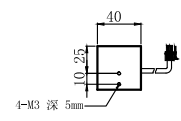
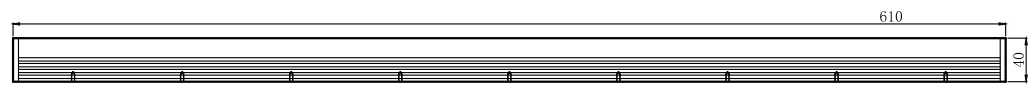
D

D



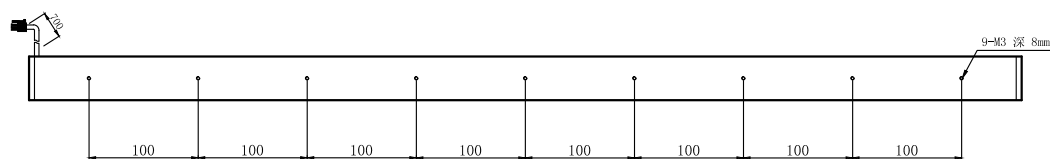
C

C



B

B



SPECIFICATIONS PARAMETER	
OPERATING VOLTAGE	DC24-26V
RATED CURRENT	R+B 720+2400mA
RATED POWER	R+B 17.3+57.6W
PEAK CURRENT	R+B 1300+4300mA
PEAK POWER	IR+B 31.2+103W
WAVELENGTH OF LIGHT	R 620-625nm
	B 465-470nm

A

A



PART NAME	HL-L40-900-2R+6B		DATE	2013-12-27
	UNIT: mm	TITLE	DRAWING LAYOUT	DWN. BY
			CHKD. BY	
			APPD. BY	
			DWG. NO	

1

2

3

4

5

6

7