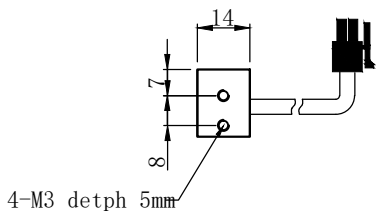
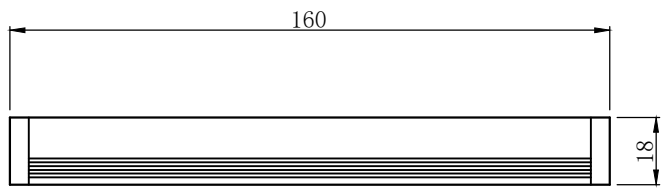
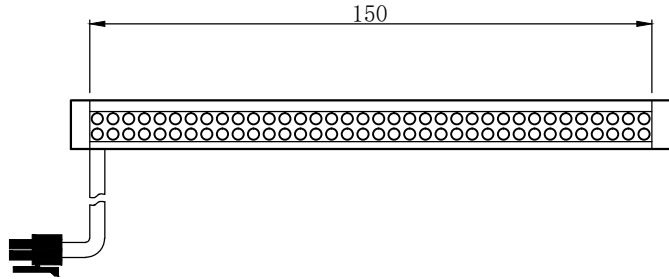


1 2 3 4 5 6 7

D
C
B
A

D
C
B
A



SPECIFICATIONS PARAMETER	
OPERATING VOLTAGE	DC24-26V
RATED CURRENT	R/W, G, B 90/130mA
RATED POWER	R/W, G, B 2.16/3.12W
PEAK CURRENT	R/W, G, B 180/260mA
PEAK POWER	R/W, G, B 4.32/6.24W
WAVELENGTH OF LIGHT	R 620-625nm
	G 520-530nm
	B 465-470nm
	W 6500-8000K



PART NAME	HL-LS-150		DATE	2016-1-18
UNIT: mm	TITLE	DRAWING LAYOUT	DWN. BY	
			CHKD. BY	
			APPD. BY	
			DWG. NO	

1 2 3 4 5 6 7