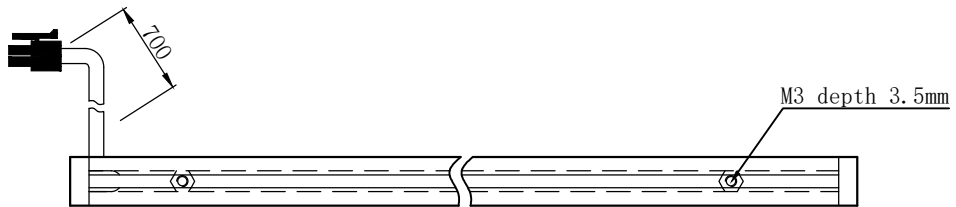
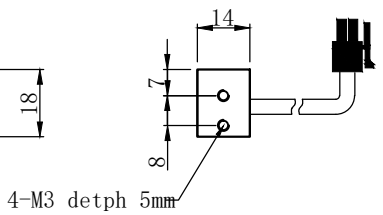
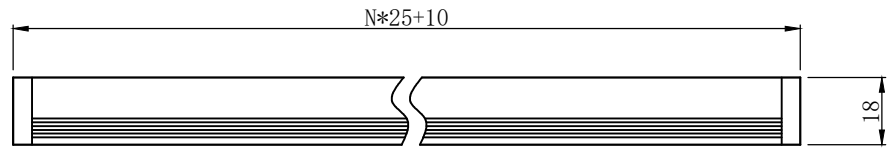
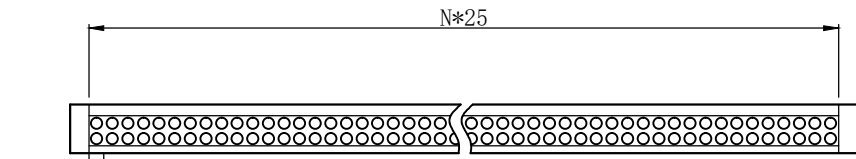


1 2 3 4 5 6 7

D
C
B
A



| SPECIFICATIONS PARAMETER | |
|--------------------------|-------------|
| OPERATING VOLTAGE | DC24-26V |
| RATED CURRENT | |
| RATED POWER | |
| PEAK CURRENT | |
| PEAK POWER | |
| WAVELENGTH OF LIGHT | R 620-625nm |
| | |
| | |
| | |



| | | | |
|-----------|------------------|----------------|-----------|
| PART NAME | HL-LS- (N*25) -R | DATE | 2016-1-18 |
| UNIT: mm | TITLE | DRAWING LAYOUT | DWN. BY |
| | | | CHKD. BY |
| | | | APPD. BY |
| | | | DWG. NO |

1 2 3 4 5 6 7