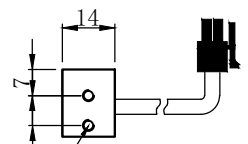
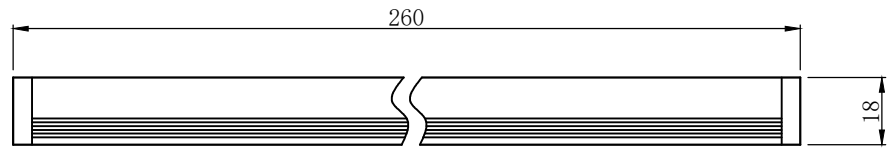
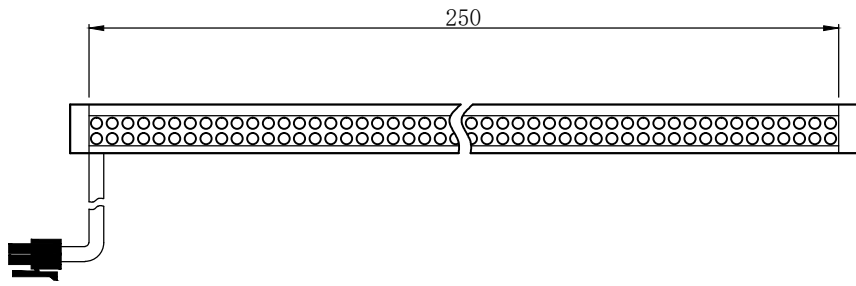


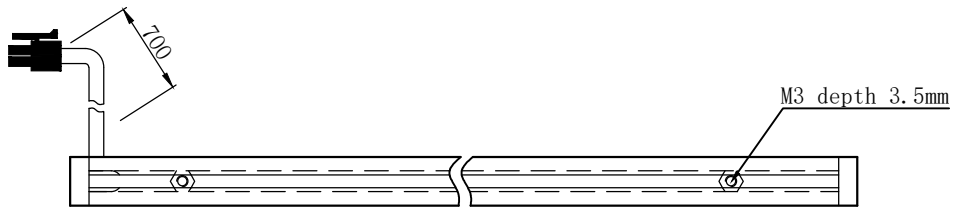
1 2 3 4 5 6 7

D  
C  
B  
A

D  
C  
B  
A



4-M3 detph 5mm



SPECIFICATIONS PARAMETER	
OPERATING VOLTAGE	DC24-26V
RATED CURRENT	R/W, G, B 160/240mA
RATED POWER	R/W, G, B 3.84/5.76W
PEAK CURRENT	R/W, G, B 320/480mA
PEAK POWER	R/W, G, B 7.68/11.52W
WAVELENGTH OF LIGHT	R 620-625nm
	G 520-530nm
	B 465-470nm
	W 6500-8000K



PART NAME	HL-LS-250		DATE	2016-1-18
UNIT: mm	TITLE	DRAWING LAYOUT	DWN. BY	
			CHKD. BY	
			APPD. BY	
			DWG. NO	

1 2 3 4 5 6 7